

SAFE RELIABLE INDUSTRIAL & COMMERCIAL PRODUCTS & SERVICES



Sumer[®] AXIS[™] Aluminium Mobile Access Platforms



An ISO 9001: 2000
Company



Joint Accreditation System of
Australia and New Zealand
No. S204000040

www.sumerladder.com

www.sumerindia.com

www.scaffoldmanufacturer.com

Quick Modular Easy Durable Convenient

Sumer[®] AXIS[™] SCAFFOLDS

ABOUT OURSELVES


'SUMER' is a professionally managed company and are pioneers in India in the field of Aluminium Ladders, having been in the business for over 40 years.

'SUMER' ladders & Mobile Access Platforms are made from the finest raw material tested aluminium alloys, virgin grade rubber etc. They are designed to offer safety & convenience at every step.

'SUMER' ladders offer 'INTERNATIONAL QUALITY' with service at your doorstep a winning combination with a good track of after sales service.

'SUMER' ladders are used & trusted by every major industry, for over 40 years. Infact our client list, reads like a Who's Who. A list of some of our esteemed clients is given below :

Hindustan Lever Ltd., TATA Chemical,.....
Relaince, Jindal's.....
Delhi Metro Rail Corp., Indian Railways.....
Bombardier, Rotem.....
Ministry of Defence, DGS&D, COD.....
NTPC, IFFCO, Power Grid.....
HCL, Wipro, Infosys, Moser Bear,.....
DENSO, HMSI, New Holland, Maruti,.....
Knight Frank, CBRE, Vipul, Impression,.....
DLF, Unitech, Vipul, Uppal, Ansal, Parasnath,....
Garison Engineers and the list continues.....




www.sumerladder.com


www.sumerindia.com

www.scaffoldmanufacturer.com

WE SPECIALIZE IN TAILOR MADE REQUIREMENTS



Platform



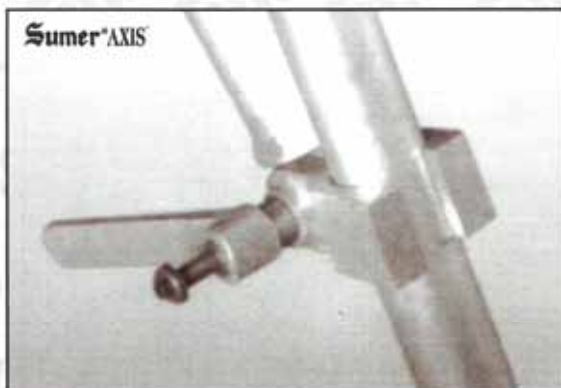
Snapgrip Coupling



Wheel



Weight



Stabilizer

Sumer[®] AXIS[™]

Aluminium Mobile Access Platforms

Mobile Access Platforms can be assembled / dismantled with in a short span of time.

Product

Aluminium Mobile Access Platform Tower is the combination of ladder and work platform. Unlike ladder Scaffolding permits any person or persons to carry out overhead works of all natures in Civil/Electrical/Mechanical/Interior Decoration erection and routine maintenance of Plant & Machinery. Scaffoldings are manufactured in various designs to suit required heights and platforms measuring from :

800 x 800 mm (Single Person),
800 x 1000 mm, 700 x 1800 mm
1200 x 1800 mm, (more than one person).
The Scaffolding components are of Hard Aluminium Alloy. Frames are connected with quick release snap braces horizontally and diagonally to give required strength and stability, fully knock down type of modular concept assembled through snap lock mechanism. Coupling claws are maintenance free with automatic locking. Scaffoldings are manufactured in **2M, 3M, 6M, 9M, 12M, 15M, 18M and 20M heights**. For which additional anchoring is must.

Platforms

The Aluminium platform is made up of rectangular sections framed and welded to the chequered plate with ends consisting claws. The platform could be placed on the frames depending on working height as per requirement. Platforms are weather and water resistant with toeboards and guide rails for extra protection.

Wheel

The wheel and brake unit consists of adjustable nut placed on thrust bearing to take axial thrust. The wheel has been fitted with radial bearing. When the mounting surface is uneven the adjustable nut is used for the alignment. The lever is provided to release or apply brakes.

Stabilizers

Four stabilizers are further connected to the unit spring loaded clamp assembly connects them to the 'H' frames to give a better stability required for the structure.

Features

1. Scaffolding is insulated by HDPC wheels and rubber bungs for stabilizers hence it is shock proof while working on any electrical installations. Care must be taken so that no other object is in contact with the Scaffolding
2. Scaffolding assembly doesn't require any tool kit.
3. Additional 4/3/2M rung frames are available to suit working heights.
4. A ladder is optional with every scaffold for convenience.
5. Tested load bearing capacity 200kg./m²
6. Platforms frames are long lasting and maintenance free.
7. Extra guard rails for greater safety and stability.
8. Chassis beams for working at greater heights, additional triangular forming stabilizers considerably reduce the number of counter weights and ensure optimal stability.
9. Can be used on steps (stairways) and uneven areas.

Applications

1. Installation of equipment or fittings at high levels.
2. Dry construction work.
3. Maintenance, repairs and inspection work for ceiling, high walls etc.
4. Work of long durations on walls or building facades.

Sumer[®] AXIS[™]

Aluminium Mobile Access Platforms



Large - Mobile Access Platform



Multi Level Working
Mobile Access Platform



Abridge Working - Mobile Access Platform

Sumer[®] AXIS[™]

Aluminium Mobile Access Platforms



Narrow Width Scaffolding on Trolley



Double Width Scaffolding with interval Ladders & Trolley



Door Entrance



Easy Climbing Steps



Platform Assembly, Way through Trap Door to Ladder

www.sumerladder.com

www.sumerindia.com

www.scaffoldmanufacturer.com

Sumer[®]AXIS[™]

Aluminium Mobile Access Platforms

ALLOY STAIRWELL MOBILE ACCESS PLATFORMS



SUMER[®]AXIS[™] provides a safe and simple solution to working on stairways and stairwells.

Standard SUMER[®]AXIS[™] kit provides a platform level at 2.0m above the lowest stair tread.

SUMER[®]AXIS[™] is very compact with a plan dimension just 1.3m long by 0.60m wide (maximum overall plan dimensions 1.45m long x 0.70m wide).

Suitable for both commercial and domestic stairwells - max. safe load 150kg.

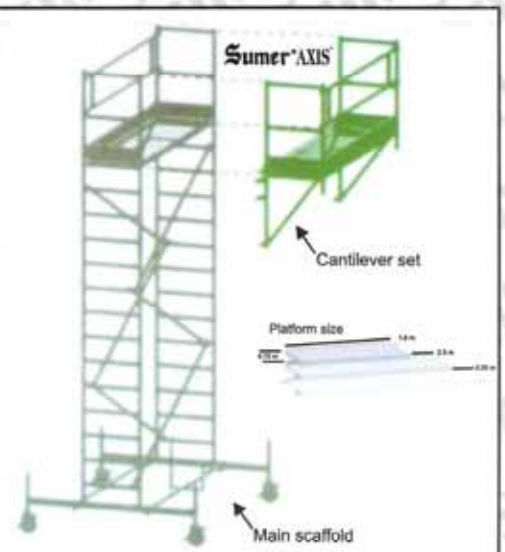
Robustly constructed to a High quality system from full 2" alloy tubing as used in our industrial towers.

Snap-on brace hooks for easy erection & dismantling.

Standard kit includes one Fixed Platform (option For Trapdoor Platform).

KEY DIMENSIONS

Overall Width	0.70m	Platform Height from lowest stair	As req.
Overall Length	1.45m	Max. Reach Height from lowest stair	As req.
Leg Height Adjustment	300mm	Platform Height from highest stair	As req.
Max. load on scaffold	150kg	Overall tower height above lowest stair	As req.



Sumer® AXIS™


Aluminium alloy folding
Mobile Access Platforms

Ideal use for Indoor - Outdoor, Repairing, Electrifications and POP works Etc.

Folding Scaffold Unit

Handy aluminium alloy scaffold unit for low level work indoors and outdoor. Takes up minimum space in transport and storage. Quick and easy to erect and fold away without tools. Small enough to pass through doorways. Non-slip platform. Four 125 mm diameter braked swivel castors.

		Single Width	Double Width
Platform height	(M)	0.60	0.60
Overall height	(M)	1.80	1.80
Working height	(M)	3.00	3.00
Platform dimensions	(M)	0.70 x 1.80	1.35 x 1.80
Load capacity	(Kg)	200	250
Parts list			
Folding scaffold unit 1.8x0.70m, with four 125 mm diameter braked swivel castors		1	
Folding scaffold unit 1.8m x 1.40m, with four 125 mm diameter braked swivel castors			1
Platform 1.8m x 0.70m		1	2




Easy & Simple To fold



Easy through Doorway

www.sumerladder.com



Stable

www.sumerindia.com




Multi Level Work Platform

www.scaffoldmanufacturer.com

Sumer®^{AXIS}TM

FRP
FIBER
Mobile Access Platforms



RAIL TROLLEY - ALUMINIUM & FRP


1. The SUMER® AXIS™ rail trolley is a system allows SUMER AXIS towers to be used on rail track & ground surface. Each trolley consists of a pair of wheeled telescopic frames adjustable to accommodate both the SUMER AXIS FRP and aluminium towers.
2. SUMER® AXIS™ FRP tower is made of high quality pultruded tubes which give stable & strong formation.
3. SUMER® AXIS™ FRP tower is an electrically and chemically inert is suitable for use in electrically sensitive areas.
4. The system is ideal for overhead line work and bridge or tunnel inspection.
5. The system can be quickly erected and dismantled by two-three person.
6. The rail trolley is fitted with nylon wheels/M.S. Wheels for smooth running and non-conductivity making the system safe in electrical environments.
7. Towers can be built up to your required working height and can be used on track.

Sumer® AXIS™

Aluminium Mobile Access Platforms



Aviation - Mobile Access Platform



House Keeping & Electric - Mobile Access Platform



Rail - Mobile Access Platform

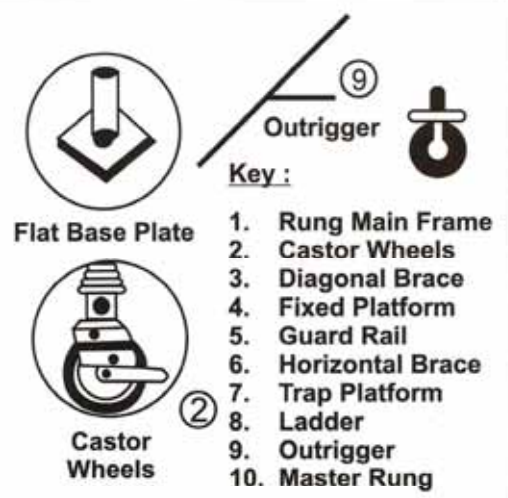
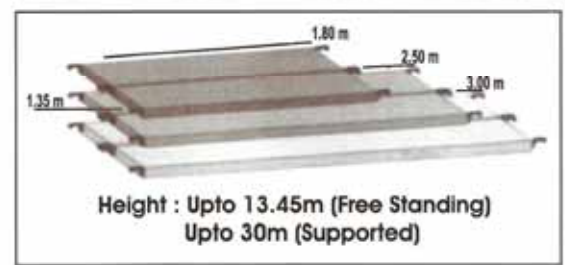
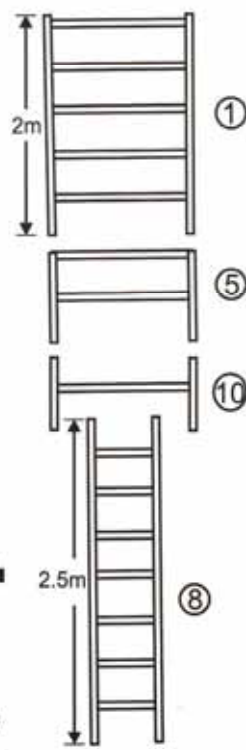
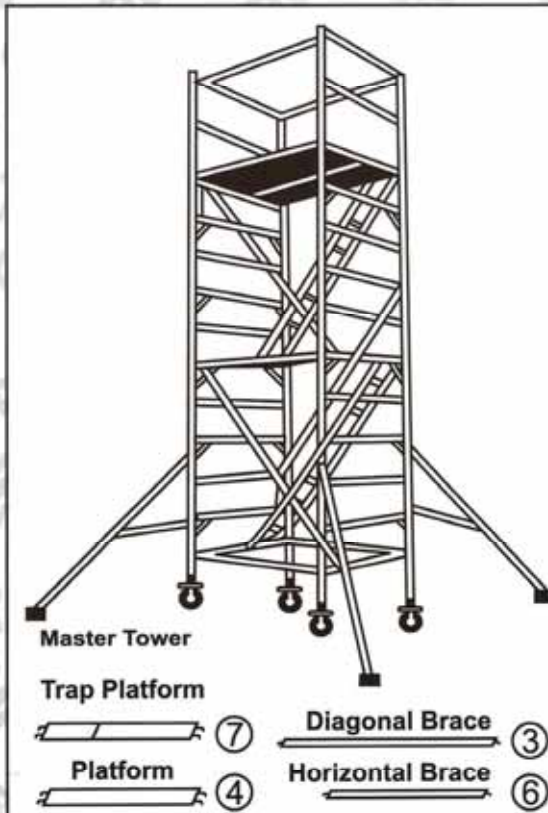
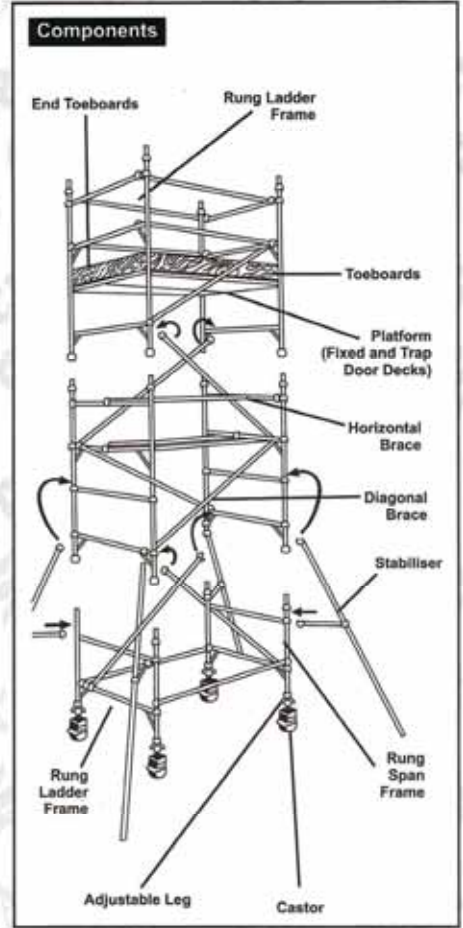
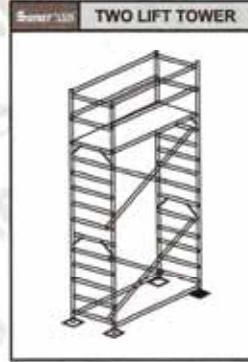
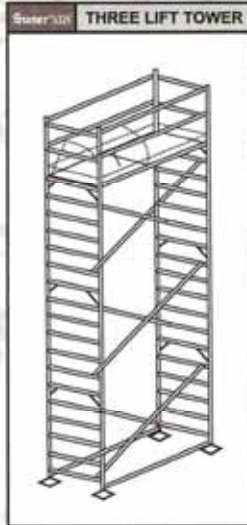
www.sumerladder.com



Maintenance - Mobile Access Platform

www.sumerindia.com www.scaffoldmanufacturer.com

How to Fit Sumer® AXIS™



WE SPECIALIZE IN TAILOR MADE REQUIREMENTS

www.sumerladder.com

www.sumerindia.com

www.scaffoldmanufacturer.com

Sumer[®]AXIS NARROW WIDTH



Working height approx. m	4,45	5,60	6,40	7,55	8,40										
Overall height m	3,45	4,60	5,40	6,55	7,40										
Platform height m	2,45	3,60	4,40	5,55	6,40										
Platform size 0,80 m x	1,80	2,50	3,00	1,80	2,50	3,00	1,80	2,50	3,00	1,80	2,50	3,00	1,80	2,50	3,00



Working height approx. m	9,45	10,35	11,45	12,30	13,40										
Overall height m	8,50	9,35	10,45	11,30	12,40										
Platform height m	7,50	8,35	9,45	10,30	11,40										
Platform size 0,80 m x	1,80	2,50	3,00	1,80	2,50	3,00	1,80	2,50	3,00	1,80	2,50	3,00	1,80	2,50	3,00

Sumer[®]AXIS DOUBLE WIDTH WITH TROLLEY



Working height approx. m	4,45	5,60	6,60	7,75	8,60										
Overall height m	3,45	4,60	5,60	6,75	7,60										
Platform height m	2,45	3,60	4,60	5,75	6,60										
Platform size 0,80 m x	1,80	2,50	3,00	1,80	2,50	3,00	1,80	2,50	3,00	1,80	2,50	3,00	1,80	2,50	3,00



Working height approx. m	9,70	10,55	11,65	12,50	13,60										
Overall height m	8,70	9,55	10,65	11,50	12,60										
Platform height m	7,70	8,55	9,65	10,50	11,60										
Platform size 0,80 m x	1,80	2,50	3,00	1,80	2,50	3,00	1,80	2,50	3,00	1,80	2,50	3,00	1,80	2,50	3,00

Sumer[®]AXIS DOUBLE WIDTH WITH LADDER & TROLLEY



Working height approx. m	4,45	6,40	8,40	10,35	12,30										
Overall height m	3,45	5,40	7,40	9,35	11,30										
Platform height m	2,45	4,40	6,40	8,35	10,30										
Platform size 1200 m x	1,80	2,50	3,00	1,80	2,50	3,00	1,80	2,50	3,00	1,80	2,50	3,00	1,80	2,50	3,00

ALL SIZES AND DIMENSION ARE APPROXIMATE

Sumer[®] AXIS[™]

Aluminium Mobile Access Platforms



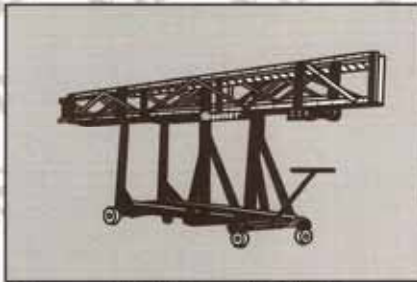
Baby Ladders



Suspended Work Platform



ACCESS



Tiltable Tower Ladder



Trolley Step Ladder



Self Supporting Ladder



Work Platform Lift



Personal Aerial Lift



Scissor Lift



Articulating Boom Lift



Extension Ladder



Stool Ladder



Tower Ladder



Economical Tower Ladder

Sumer & Co. (Regd.)

3477, Bajrang Bali Street, Chawri Bazar, Delhi-110006

Ph. : 91-11-23267598, 23266973 Fax : 23279661

Mobile : 9811057320, 9868816111

Website : www.sumerindia.com E-mail : climb@sumerindia.com

Your Nearest Dealer