






No.	FOR USE WITH w.e.f. 1st July, 2021	SPEC	M.R.P.Rs.	D.P. Rs.
1	Citizen MD 910 (Pack of 10)	4 S.196 MM	150	44
2	Epson DLQ 3500	S25 X 13N	600	229
3	Epson ERC 05 Purple (Pack of 10)	4 S.173MM Purple	180	75
4	Epson ERC 09 Purple (Twin Pack)	4 S.205 MM Purple	180	43
5	Epson ERC 09 Purple (Pack of 10)	4 S.205 MM Purple	150	40
6	Epson ERC 23 / LWT 300	S13 X 4N	275	107
7	Epson ERC 27	RT10 X 3.5H	210	98
8	Epson ERC 38/30/34/EMU 220/118D Black	S13 X 5N	220	84
9	Epson ERC 38/30/34/EMU 220/118D Purple	S13 X 5N Purple	250	87
10	Epson ERC 38/30/34/EMU 220/118D Black & Red 	S13 X 5N Black & Red	350	160
11	Epson ERC 39/ 43/samsung / DR 400/Lwt 450	RT13 X 3.5N	270	98
12	Epson FX 1050 MAX-12	LT13 X 12N	200	101
13	Epson FX 1050 MAX-15	LT13 X 15N	240	105
14	Epson LQ 1050 MAX-12	LT13X12H	230	105
15	Epson LQ 1050 MAX-15	LT13 X 15H	250	108
16	Epson LQ 1050 MAX-18.	LT13 X 18H	280	113
17	Epson LQ 1310	LT13 X 15H	350	125
18	Epson LQ 2090/ FX 2190/2175	RT13 X 26H	400	153
19	Epson LQ 2170/Fx2170	LT13 X 35H	700	268
20	Epson LQ 300/800 MAX-10	LT13 X 10H	220	87
21	Epson LQ 300/800 MAX-12	LT13 X 12H	240	90
22	Epson LQ 310 / LX 310/Wep CSX 450	LT13 X 12H	345	96
23	Epson LQ 50	S13 X 8H	375	178
24	EPSON LQ 590/FX 890	RT13 X 15H	450	170
25	Epson LX 800 MAX-10	LT13 X 10N	240	85
26	Epson LX 800 MAX-12	LT13 X 12N	260	87
27	Epson PLQ 20 / 22 / 30.	S 6 X 25H	580	165
28	LIPI 2130 / LIPI 2340	LT13 X 20H	550	189
29	LIPI 2540	7mm seamless	700	360
30	LIPI T2145 / 2245/ 2250/2140	RT13 X 20H	375	155
31	LIPI Tally 2265 Plus / 2280 Plus/ M.Tally 330	LT20 X 30H	960	470
32	M . TALLY 660/ 691/ 6090	RT25 X 45N	1150	570
33	M. Tally 6215/6306/6218/6312/6300.	RT31 X 50N	2200	1150

34	Tally Dasscom 2610+	LT13 X 25H	550	270
35	OLIVETTI PR 02	LT 07 X 15H	350	114
36	P - 300 PAIR HIGH CAPACITY	S 25 X 40N	650	255
37	STAR SP 300	RT 13 x 07 N Purple	250	98
38	TVSE DP 5000 / DL 3800	RT13 X 6H	300	140
39	TVSE DP 5000 Plus	RT13 X 6H	750	320
40	TVSE SPEED 40 STAR 	L9 X 17H	950	490
41	Tvse Speed 40 Plus (New) (Version 2.14) 	S7 X 18H	1000	470
42	Synkey 5250 	S13X2.2H	950	402
43	Synkey 5250 L 	L9X17H	1200	680
44	WEP DSI 5235	LT13 X 15H	250	107
45	WEP HQ 1600/2600 (Mask)	LT13 X 60H	1200	580
46	WEP HQ 2000/2400/Seiko BP 5780	LT 13 X 60H	1200	580
47	WEP LQ 540	LT 13 X 12H	340	150
48	WEP LX 240 / SP 800	LT 13 X 14H	270	150
49	WEP TX40 / Star SP 200 Red	LT13 X 3.5N Red	220	87
50	WEP TX40 / Star SP 200/298/500/Scp 700/Wep DX 400	LT 13 X 3.5N Purple	180	78
51	STD/PCO SPOOL 4Mtr.	S13 X 4N	80	37
52	Wep P-7000/8000 - Standard (Replacement P/N: 257854104)	RT29 X 27 N Jet Black	3000	1650
53	Printronix P- 7000/8000 Extended (Replacement P/N:256109-104 / 259885-104)	RT29 X 54 N Jet Black	3000	1900
54	M Tally 6600/6800 - Standard (Replacement P/N : 256110104)	RT29 X 27 N Jet Black	2800	1650
55	M Tally 6600/6800 - Extended (Replacement P/N : 255661- 104)	RT29 X 54 N Jet Black	3000	1900
*	These Price applicable w.e.f. 01/09/2024 * Prices Subject to Change Without Prior notice.			
*	All Brand Names are property of their respective owners & used for reference only.			
*	Rates of all other Cassettes not mentioned above are available on request.			
*	Please note: New Discount Structure is applicable. Kindly contact us for additional details			